

KV-L9C/I, KV-L9C/B, KV-L91/I, KV-L91/B (Direct Mount Type)

FEATURES:

- For Food, Dairy and General Chemical Service Applications
- Built-in ISO 5211 Direct Mounting Pad for Easy Automation
- Anti-Static Devices for Ball-Stem-Body
- Blow-out Proof Stem
- Cavity Filled Seat Design
- Pre-Load 2 Belleville Washers to Self-adjust Packing
- Double Stem Sealing
- Castings Approved by TÜV AD 2000-Merkllate W0
- Internal Polished Body and Ball Surface (Ra 32.µin/ 0.8µm)

STANDARDS:

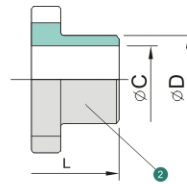
- Design: ASME B16.34, API 608
- Wall Thickness: EN 12516-1
- KV-L9C/I (Clamp Ends): ISO 2852
- KV-L9C/B (Clamp Ends): ASME BPE, BS 4825
- KV-L91/I (Butt Weld Ends): ISO 2852 & ISO 2037
- KV-L91/B (Butt Weld Ends): ASME BPE, BS 4825
- Inspection & Testing: MSS SP-110, EN 12266

SPECIFICATIONS:

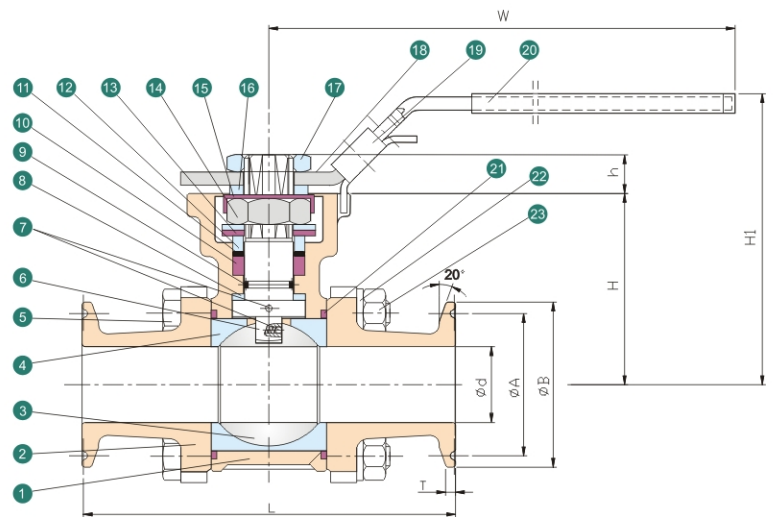
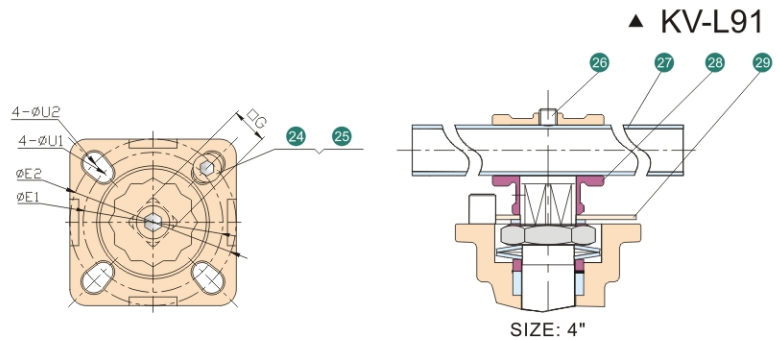
- Working Pressure: 400 psig (25 Bar) at 38°C (100°F)
- Temperature Range: -29°C to 200°C (-20°F to 392 °F)



▲ KV-L9C



NO.	PART	MATERIAL		
1	Body	CF3M	CF8M	CF8
2	Cap (Clamp)	CF3M	CF8M	CF8
	Cap (Welding)	CF3M	CF3M	
3	Ball	CF3M	CF8M	CF8
4	Ball Seat	PTFE / TFM 1600		
5	Bolt	A193-B8		
6	Stem	SUS 316L	SUS 316	SUS 304
7	Anti-Static Devices	SUS 316L	SUS 316	SUS 304
8	Thrust Washer	PTFE		
9	O-Ring	Viton (FKM)		
10	V-Ring Stem Packing	PTFE		
11	Bushing	50%SS+50%PTFE		
12	Gland	SUS 316		
13	Belleville Washer	SUS 301		
14	Stem Nut	SUS 304		
15	Stop-Lock-Cap	SUS 304		
16	Handle Gland	SUS 304		
17	Handle Nut	A194-8		
18	Handle (1/2-3")	SUS 304		
19	Lock device	SUS 304		
20	Handle Sleeve	Vinyl Plastic		
21	Body Gasket	PTFE		
22	Bolt Washer	SUS 304		
23	Bolt Nut	A194-8		
24	Stop Bolt	A193-B8		
25	Nut	A194-8		
26	Set Screw (4")	SUS 304		
27	Pipe Handle (4")	SUS 304		
28	Handle Adapter (4")	A53+Zn PLATED		
29	Triangle Stopper (4")	SUS 420		



DIMENSIONS		ISO 2852 & ISO 2037						BS 4825 & ASME BPE						Unit: mm								
SIZE	DN	φd	φA	φB	φC	φD	T	φA	φB	φC	φD	T	L	W	H	H1	h	φE1	φE2	G	U1	U2
1/2"	15	10.7	27.5	34.0	10.7	12.7	2.85	9.05	25.4	9.50	12.70	3.70	90	145	42	69.0	9	36	42	9	6.0	6.0
3/4"	20	15.2	27.5	34.0	15.2	17.2	2.85	15.85	25.4	15.85	19.05	3.70	90	145	49	76.0	9	36	42	9	6.0	7.0
1"	25	22.6	43.5	50.5	22.6	25.0	2.85	22.20	50.5	22.20	25.40	2.85	100	175	58	90.0	11	42	50	11	6.0	7.0
1-1/4"	32	31.3	43.5	50.5	31.3	33.7	2.85	-	-	-	-	-	110	175	63	93.5	11	42	70	11	6.0	9.0
1-1/2"	40	35.6	43.5	50.5	35.6	38.0	2.85	34.90	50.5	34.90	38.10	2.85	125	195	71	103.0	14	50	70	14	7.0	9.0
2"	50	48.6	56.5	64.0	48.6	51.0	2.85	47.60	64.0	47.60	50.80	2.85	150	195	78	109.0	14	50	70	14	7.0	9.0
2-1/2"	65	60.3	70.5	77.5	60.3	63.5	2.85	60.30	77.5	60.30	63.50	2.85	190	265	100	147.0	17	70	102	17	8.5	10.5
3"	80	72.9	83.5	91.0	72.9	76.1	2.85	73.00	91.0	73.00	76.20	2.85	220	265	109	154.0	17	70	102	17	8.5	10.5
4"	100	97.6	110.0	119.0	97.6	01.6	2.85	97.60	119.0	97.60	101.60	2.85	270	400	140	205.0	22	-	102	22	-	10.5